

User Manual

PA3SP

Omnidirectional microphone/loudspeaker for
unified communication



All Rights Reserved

Version: PA3SP_2020V1.0

Product Introduction

Thanks for choosing the omnidirectional microphone/loudspeaker, which is designed for conference with USB and Bluetooth connection. The slim and compact design let you have a meeting anywhere, home, office or when traveling.

Features

- Innovative automatic gain technology.
- The full duplex transmission mode realizes a clearer and smoother two-way call and restore the real conference experience.
- Adaptive high definition extension technology ensures clear and natural sound quality performance.
- Dynamic balance and bass enhancement provides clear and natural telephone effect.
- Built in 4 omnidirectional microphones, full 360 degree radio playback ensures to collect everyone's speech
- Supports a variety of network office software, like zoom, WeChat, Skype and etc.
- Bluetooth 5.0, supports AVRCP, A2DP, HFP and SBC codec.
- Portable & considerate design.

Packing List

- 1x PA3SP
- 1x USB Cable (USB-A to USB-C)
- 1x User Manual

Note: Please contact your distributor immediately if any damage or defect in the components is found.

Panel Description

Front Panel



- ① **Volume Up Button:** Press or hold the button to turn up the volume.
- ② **Call Button:**
 - Press the button to answer or end calls.
 - Press and hold the button for 2s to refuse calls
- ③ **Mute Button:** Press the button to mute the volume.
- ④ **Pause Button:** Press the button to play or pause the music.
- ⑤ **Volume Down Button:** Micro-USB port for firmware upgrade.
- ⑥ **Power Button:**
 - Press and hold the power button for 2 s to turn on the power, the power LED lights white and the status indicator will be on from top to bottom and then off.
 - Press and hold the power button for 2 s to turn off the power, the power LED will be off and the status indicator will be on from bottom to top and then off.
- ⑦ **Power LED:** Red and white bi-color LED
 - The LED lights red when the device is under charging.
 - The LED lights white when the device is fully charged.
 - The red LED flashes when the device is low battery.

- ⑧ **Bluetooth LED:** Blue and red bi-color LED.
- The blue LED flashes when the device is in Bluetooth pairing.
 - The blue LED lights on when its Bluetooth is connected.
- ⑨ **Bluetooth Button:** Press the button to enter the Bluetooth pairing.

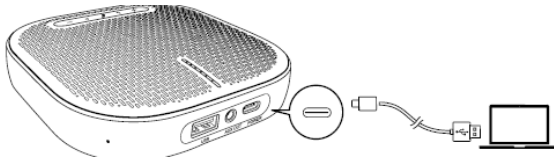
Rear Panel



- ⑩ **Light Bar Indicator:** Consists of 5 LEDs to indicate status.
- The indicators light red for 2s when the device is connected to the computer via USB.
 - The indicators always light red when mute.
 - The indicators light blue when a call comes in.
 - Some blue indicators light on when turning volume up or down.
- ⑪ **USB-A Port:** Power supply for other devices.
- ⑫ **Audio output:** Connects with the external speaker via an AUX cable so that the audio can be played through the speaker.
- ⑬ **Type-C Port:** Charge PA3SP via USB cable.

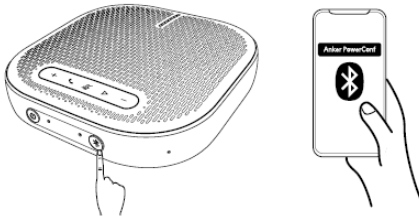
Connection

Connects to the computer with a USB cable.



Note: It's improper to connect to the USB wire to a mobile phone. Please don't try!

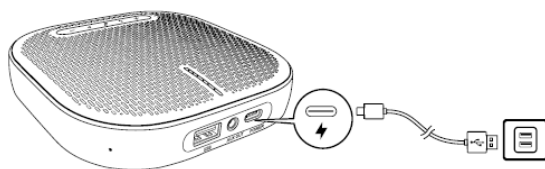
Connects to the computer or mobile equipment via Bluetooth pairing



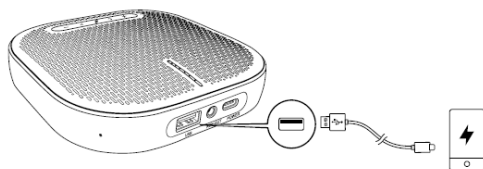
- 1) When the product is powered on for the first time, it will automatically enter the Bluetooth pairing mode.
- 2) Every time the product is powered on, it is automatically connected to the equipment successfully connected last time (if available).
- 3) To disconnect the Bluetooth connection, press the Bluetooth button again.

Charge

Charge the product



Charge external equipment



Note: During powering off or charging or the remaining battery is less than 10%, the charging output will not be carried out.

Technical Specification

Charging Input	5V 2A
Charging Output	5V 2.1A
Rated output power	3W
Battery capacity	6500mAh
Charging hour	4h
Call duration	24h
Frequency range	20Hz - 20kHz
Bluetooth version	V 5.0
Bluetooth range	10m / 33ft
Connection mode	USB 2.0 and Bluetooth
AUX Output	3.5mm audio output.
Cover Area	15 - 30 m ²
SNR	65dB
Dimension (W*H*D)	124mm x 124mm x 32mm
Net Weight	335g
Operation Temperature	0 to + 40°C
Storage Temperature	-40 to + 60°C