

SRET215G-10

DATA SHEET

RET G Line



RET G Line · Retractable Motorized Monitor

State-of-the-art Retractable Motorized Monitors made of anodized aluminium with rounded corners and protective glass with black border serigraphy.



SRET215G-10

SOLTEC TECHNICAL SPECIFICATIONS

RETRACTABLE MOTORIZED MONITOR RET G Line

GENERAL DESCRIPTION

Retractable Motorized 21.5" TFT monitor for boardroom and meeting room tables. 20° **tilt adjustment** that can be set according to user preference. High-end anodized aluminium monitor housing with rounded corners. Protective glass with black border serigraphy.

Automatic opening system for the cover plate, avoiding contact between monitor housing and the aperture.

If an obstruction is detected on the cover plate, the system stops and reverts the movement.

Brushed aluminium cover plate.

Monitor and cover plate can be customized with different finishings.

RS-232 serial control through DB9 connector.
RS-485/422 serial control through In/Out RJ45 connector allowing loop and addressing.

Full range of options available.



DISPLAY

Panel Technology	Edge LED Technology
Display Area (mm)	476.64(H) x 268.11(V)
Size	21.5"
Pixel Pitch (mm)	0.248 x 0.248
Screen Aspect	16:9
Native Resolution	1.920 x 1.080
Viewing Angle UD/LR	89°/89°/89°/89°
Contrast Ratio	5000:1 (Typ)
Brightness cd/m2	300 (Typ)
Colors	16.7M Colors
Response Time	16ms Ton + Toff
Life Time (hours)	50.000
Protective Glass	3mm with black border

CONNECTIVITY

Analogue RGB Input	1xDB15
Digital Input	1xDVI-D
RS-232 Control	1xDB9
RS-485/422 Control	2xRJ45 (In/Out)

CONTROL

Remote Control	1xRS232, 1xRS485/422
Manual Control	2 Pushbuttons (Up/Down) 2 Pushbuttons (Tilt adjustment)

ELECTRICAL

Power Adaptor	90 ~ 264VAC to 12VDC 47 ~ 63Hz
Power Consumption	30W
Energy Management	VESA DPMS

MECHANICAL (SRET215G-10)

Screen (mm)	545 x 337
On-table Cover Plate (mm)	639 x 105
Under-table Housing (mm)	622.5 x 623.5 x 93.5
NET Weight (Kg)	21
Packaging dimensions (mm)	730x720x190
Gross Weight (Kg)	22

ENVIRONMENTAL CONDITIONS

Operation Temperature	0° to 50°
Storage Temperature	-20° to 60°
Operation Humidity (%)	5 to 90
Storage Humidity (%)	5 to 90

OTHERS

Certifications	CE; RoHS, BIS, EAC
Plug & Play	VESA DDC2Bi
Accessories	Mains Power Cord User Manual

ORDERING INFORMATION

SRET215G-10	Standard 21.5" RET-G Line
SRET215G-15B	Built-in Bosch Mic Delegate
SRET215G-15BC	Built-in Bosch Mic Chairman
SRET215G-15D	Built-in DIS/Shure Mic Delegate
SRET215G-15DC	Built-in DIS/Shure Mic Chairman
SRET215G-15T	Built-in Televic Mic Delegate
SRET215G-15TC	Built-in Televic Mic Chairman
SRET215G-15XLR	Built-in Generic XLR3 Mic

* Double microphone models: -16 instead of -15

Specifications subject to change without prior notice

SRET215G-10

SOLTEC
STANDARD AVAILABLE OPTIONS

RETRACTABLE MOTORIZED MONITOR RET G Line

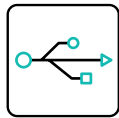
ORDERING INFORMATION OPTIONS

I-MIC	Independent MIC lift system
PCT-215DM	21.5" Projected Capacitive Touch
HDBT	HDBaseT Input
FHD215	21.5" Full HD TFT Panel
SDI-CAM	Built-in HD-SDI Camera
USB-CAM	Built-in USB Webcam
FVS	Flush Voting System
FCS	Flush Channel Selector
USB	USB Connector on cover plate
USB-CH	3Amp USB Phone Charger


Touch Screen



USB



Microphone



Channel Selector



Camera



Voting System



MICROPHONE OPTIONS

Available brands

Shure/Dis




Bosch



Televic



Audio-Technica



Independent Microphone Lift System simulation



SRET215G-10

SOLTEC
GENERAL DIMENSIONS

RETRACTABLE MOTORIZED MONITOR RET G Line

CONSULTANTS & ARCHITECTS

Technical product description

Retractable Motorized 21.5" TFT Monitor with 20° tilt adjustment that can be set according to user preference. Monitor housing made of anodized aluminium with rounded corners.

Built-in 3mm protective glass with black border serigraphy. Brushed aluminium cover plate with automatic opening system to avoid contact between the monitor and the cover plate aperture.

Native resolution WXGA 1920x1080. Two electrical engines, one for the lift system and the other one for the tilt adjustment. Four pushbuttons located on the cover plate, two for the 20° tilt adjustment and the other two for the up/down lift system.

VGA and DVI inputs. 1xRS-232 serial control through DB9 connector and 1xRS-485/422 serial control through RJ45 connector in loop and addressing. External power supply.

